


The Northern Health School

State school for chronically ill students.

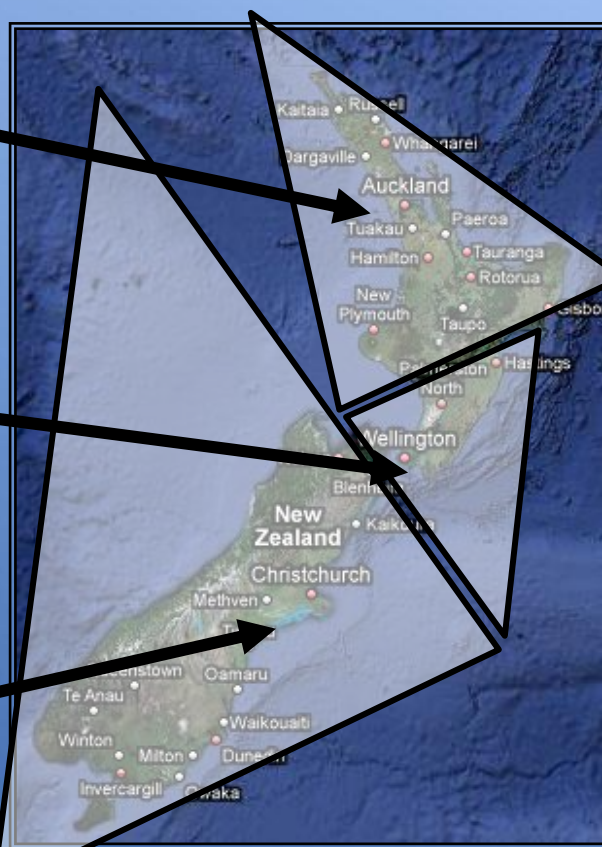


Regional Health Schools

and the Northern
Health School
based in Auckland.

the Central Health
School based in
Wellington

There is the
Southern Health
School based in
Christchurch,



Our School

60% of the population
Half a million students
Average roll of 650
1200 students a year.



17 Northern Health School Units



Auckland Units:

- Auckland North
- Auckland Central
- Starship
- Ronald McDonald
- Child and Family Unit
- South Auckland
- Youth Transition Programme
- Community Education Service

Northland

Waikato - Thames

Tauranga

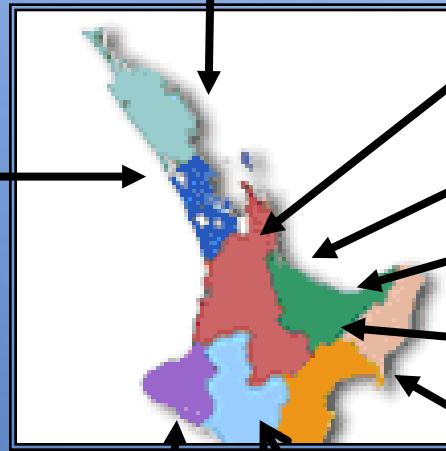
Whakatane

Rotorua

Taupo

Gisborne

Taranaki





In one major
Hospital



Tauranga



Whangarei

Commercial
buildings



Gisborne

Buildings attached
to local schools



Waikato

Where we can
be found.

We work with students who:

- New Zealand students from 5-19 years old.
- Are predicted by a Specialist to have:
 - 10 days off school with hospitalisation,
 - 6 or more hospital admissions in a year,
 - 40 days absence in a school caused by chronic illness, including mental health
- **We employ experienced classroom teachers and provide on-going extensive**




Students remain on the roll at their regular school while we work with them:

We have two tasks:



Support Student learning.



Assist the return to students' regular schools.

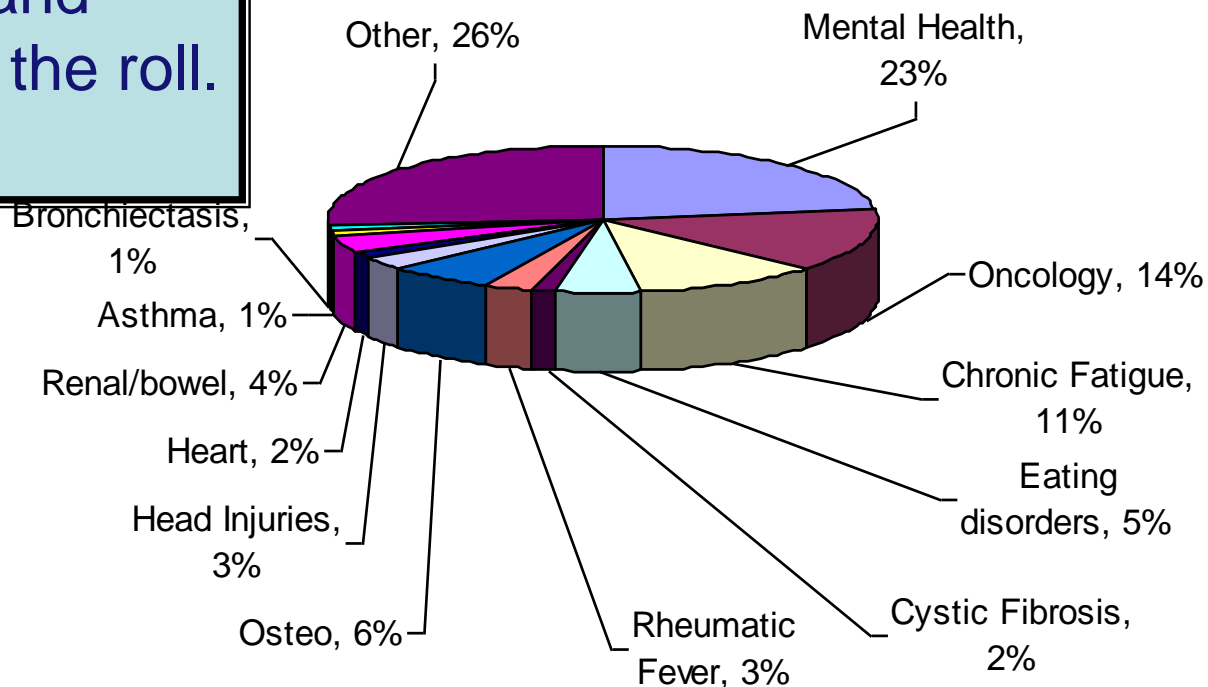
In Community
71%

In Hospital
29%

70% are community based
students.



Mental Health and
Oncology dominate the roll.



Our Delivery Models



We operate community support centres where students come to us.



We work on hospital wards at the bedside.




But mostly, we go to the student, in person or on line.

The Programmes



- Work can be supplied by:
 - NHS teachers
 - School of enrolment
 - Te Kura (distance education)
- They do their work
 - In hospital
 - At home
 - Support Centres
 - Their school of enrolment
- Most work on a reduced curriculum load



Student Support Centres “about being included”

- Students are often *home alone*.
- Large secondary schools are daunting.
- Positive peer interaction, helps a return to school.
- Students coming to us, free up teacher travel time.
- There are therapeutic educational and social benefits for students.



Live virtual support



- For some we are using Microsoft Lync desktop sharing / VC technology for on-line tutorials.
- Remote students are linked with support centres
- We share teacher subject expertise across the school.
- The teacher and the student can share anything that is on the computer:
 - Websites
 - Documents
 - Assignments
 - Presentations
 - Course material.
- Facebook educational page for current and past students.





Transition Strategies

- Keeping up contact with the school wherever possible.
- Facilitating timetable access / protocols in schools.
- Giving classmates information and dispelling myths.
- Setting things up with key school personnel.
- Buddy up with students who have kept in touch.
- Start with just one subject at school.
- Starting with NHS Support Centre attendance.
- Use Lync to attend support centre virtually first, then in person.
- Build / share NHS staff expertise in transition strategies.

Issues for Returning Students

“I’m much more mature than the other kids.”

“I can’t concentrate as well as before.”

“I miss the one-on-one teaching.”

“I look and feel different now.”


“I can’t get used to silly school rules.”

“There’s only one school and they kicked me out me when I was sick.”

“I got bullied when I went back to school.”

“I tried to do too much back at school.”

“I still feel sick sometimes.”





www.nhs.school.nz

admin@nhs.school.nz

09 520 3531

0800 153 002

Private bag 99907

Newmarket

Auckland

New Zealand